



I-9103 Intelligent Rate of Rise and Fixed Temperature Heat Detector

I-9103 Intelligent Rate of Rise and Fixed Temperature Heat Detector is an addressable fire alarm device cooperating with GST intelligent fire alarm control panels to build a fire detection system.

The detector shows fire alarm by the LED indicators. It uses thermistor as its sensor and transmits the signal to a microprocessor which, after voltage transfer, processes the signal using intelligent arithmetic and sends any fire alarm to the control panel. The LED indicators will then be lit by the control panel.

Features

- Twin LED for 360° view.
- Electronically addressed in field
- Built-in microprocessor stores 14 history data
- Rate of rise and fixed temperature alarm modes
- Self-diagnostic
- Remote indicator output available
- Complies with EN 54-5 standard.

Wiring

Fig.1 shows the detector bottom and Fig. 2 is the base.

There are four terminals with marks on the base.
1&3: Loop connection (non-polarized)
2: Positive terminal of remote indicator

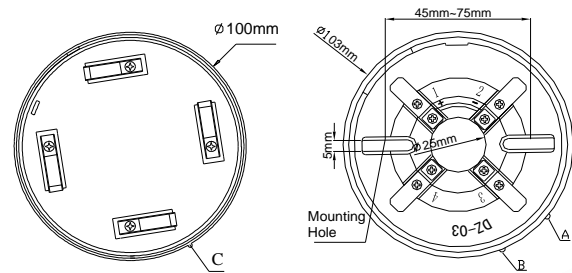


Fig.1

Fig.2

4: Negative terminal of remote indicator

The wiring diagram shows in Fig.3

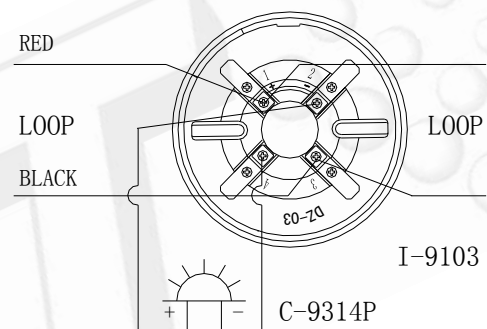


Fig.3

Recommended Cabling

1.0mm² or above fire cable is recommended but subject to local codes.

Application

The detector is especially applicable to places where fire occurs with sharp rise of temperature. Used together with smoke detectors, it can detect fire with more reliability to reduce losses.

The detector can be addressed in field by using P-9910B programmer, as shown in Fig.4. Please refer to P-9910B Hand Held Programmer Installation and Operation Manual for details.

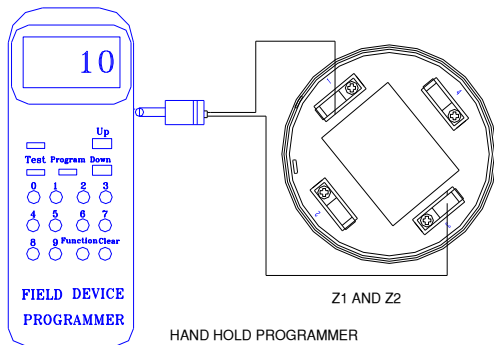


Fig.4

Accessories and Tools

Model	Name	Remark
P-9910B	Hand Held Programmer	Order separately
DZ-03	Detector Base	Order separately

Please contact with GST sales for compatible devices.

Specification

Operating Voltage	Loop 24V (16V~28V)
Standby Current	≤0.8mA
Alarm Current	≤5.0mA
Indicators	Red. Flashes in normal condition, and illuminates in alarming
Remote indicator output	Directly connect to remote indicator (built-in 5.1kΩ resistor in series. Max. output current is 5.0mA). Quiet in normal condition. Illuminates in alarming.
Action Temperature	58°C
Class	A1R Other types can be set, not certified by LPCB
Programming Method	Electronically programming
Code Range	Address within 1~242.
Wiring	Non-polarized 2-core for loop. Polarized 2-core for remote indicator.
Ingress Protection Rating	IP33
Ambient Temperature	-10°C~+50°C
Relative Humidity	≤95%, non condensing
Material and Color of Enclosure	ABS, white (RAL 9016)
Dimensions	Diameter: 100mm Height: 58mm (with base)
Mounting Hole Distance	45mm~75mm
Weight	About 120g

This document is subject to change without notice. Please contact GST for more information or questions.

Gulf Security Technology Co., Ltd.

No. 80, Changjiang East Road, QETDZ, Qinhuangdao, Hebei, P. R. China 066004

www.gst.com.cn www.utcfireandsecurity.com service.gst@fs.utc.com