



## DI-9204E

### Digital Manual Call Point

Connecting to the loop of GST fire alarm system, DI-9204E Digital Manual Call Point (the MCP) is suitable for public places. When there is fire, pressing the action plate on the MCP can send the alarm signal to fire alarm control panel. After receiving the signal, the control panel will show address information of the MCP and generate alarm sound.

#### Features

- Electronically addressed by programmer
- Non-break-glass. Reset by a special key.
- Plug-in structure.
- Designed to comply with EN 54-11. LPCB/CPD approved.

#### Wiring

Terminals on the MCP are shown as Fig. 1  
Z1, Z2: Connecting to the loop of control panel, polarity-insensitive.

#### Recommended Cabling

1.0mm<sup>2</sup> or above fire cable, subject to local codes.

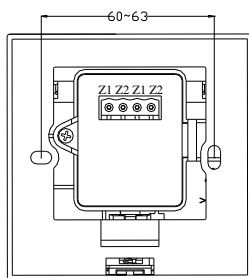


Fig. 1

#### Application

1. Application of the MCP is shown in Fig. 2

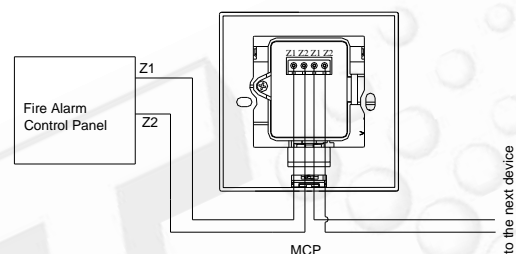


Fig. 2

2. The MCP should be programmed using P-9910B programmer, shows in Fig.3. Please refer to P-9910B Hand Held Programmer Installation and Operation Manual.

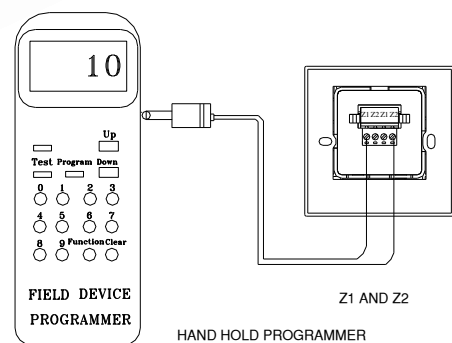


Fig. 3

3. Usage of the key for reset

Vertically insert the key into the key-hole, push in and turn clockwise. Turn the key back and pull it out when the glass is rebounded, as shown in Fig.4.

This document is subject to change without notice. Please contact GST for more information or questions.

**Gulf Security Technology Co., Ltd.**

No. 80, Changjiang East Road, QETDZ, Qinhuangdao, Hebei, P. R. China 066004

www.gst.com.cn www.utcfireandsecurity.com service.gst@fs.utc.com

## Specification

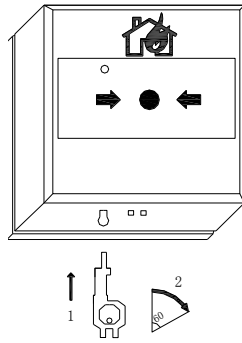


Fig.4

#### 4. Usage of the key for unlocking

Insert the forked key and push in hardly, the MCP body will be separated from the base or the back box, as shown in Fig.5.

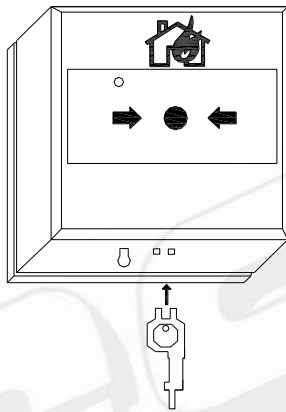


Fig.5

#### 5. Usage of the test tool

The test tool is used to keep the continuity of the loop during commissioning or maintenance when MCP is not installed, so that cable test can be carried out easily and make the circuit completed.

#### 6. Compatible Equipment

This MCP can be used together with control panels such as GST100, GST200-2, GST5000 and GST-IFP8.

Operating Voltage	Loop 24V (16V~28V)
Standby Current	≤0.6mA
Alarm Current	≤1.8mA
Type of Initiating Part	Reusable
Initiating Mode	Pressing the action plate manually
Resuming Mode	Manually resumed by a special key
Programming Mode	Electronically addressed
Code Range	One address within 1~242
Wiring	Two-wire, polarity-insensitive
Class	Type A, indoor use
Ingress Protection Rating	IP43
Ambient Temperature	-10℃~+55℃
Relative Humidity	≤95%, non condensing
Material of Enclosure	ABS
Dimension (L×W×H)	87.1mm×87.1mm×58mm (with back box) 87.1mm×87.1mm×23mm (without back box)
Mounting Hole Distance	60mm
Weight	About 160g (with back box) About 107g (without back box)

## Accessories and Tools

Model	Name	Remark
P-9910B	Hand Held Programmer	Order separately
	Back box 1 piece	within same package
	Test tool 1 piece	within same package
	Reset key 1 piece	within same package

Please contact with GST sales for compatible devices.

This document is subject to change without notice. Please contact GST for more information or questions.

**Gulf Security Technology Co., Ltd.**

No. 80, Changjiang East Road, QETDZ, Qinhuangdao, Hebei, P. R. China 066004

www.gst.com.cn www.utcfireandsecurity.com service.gst@fs.utc.com